Global Health Ministries

Helping the hands that heal

Rolled Bandages



Even the most basic supplies are often lacking at mission hospitals and clinics overseas. Many health facilities have no access to clean, affordable bandages, an item they use every day as they care for patients. GHM continues the healing ministry of Christ by sharing resources to improve the health and well-being of vulnerable communities. Shipments of donated medical equipment and supplies, including rolled bandages, support these hospitals and clinics. Rolled bandages can be made from used white cotton or cotton-blend bed sheets (we ask for white only, as the dye in colored sheets is not suitable for wound care).

- Pre-wash material.
- Cut or rip into strips, two to four inches wide.
- If using more than one strip: sew strips together end to end (for a continuous roll). Bandages can also be made from just one strip the length of a bed sheet.
- Assemble strips into rolls about one to two inches in diameter. Roll tightly and evenly and pull or cut off loose threads.
- Secure each bandage with *masking tape* to keep from unrolling.

GHM appreciates any financial gift to defray shipping costs to the final overseas destination. Please mail financial gifts separately, not in the bandage boxes.

Patient at Nkoaranga Hospital, Tanzania

Global Health Ministries

Helping the hands that heal

Rolled Bandages



Even the most basic supplies are often lacking at mission hospitals and clinics overseas. Many health facilities have no access to clean, affordable bandages, an item they use every day as they care for patients. GHM continues the healing ministry of Christ by sharing resources to improve the health and well-being of vulnerable communities. Shipments of donated medical equipment and supplies, including rolled bandages, support these hospitals and clinics. Rolled bandages can be made from used white cotton or cotton-blend bed sheets (we ask for white only, as the dye in colored sheets is not suitable for wound care).

- Pre-wash material.
- Cut or rip into strips, two to four inches wide.
- If using more than one strip: sew strips together end to end (for a continuous roll). Bandages can also be made from just one strip the length of a bed sheet.
- Assemble strips into rolls about one to two inches in diameter. Roll tightly and evenly and pull or cut off loose threads.
- Secure each bandage with *masking tape* to keep from unrolling.

GHM appreciates any financial gift to defray shipping costs to the final overseas destination. Please mail financial gifts separately, not in the bandage boxes.

Patient at Nkoaranga Hospital, Tanzania

A SAMPLE BANDAGE ROLLING "MACHINE" CAN BE CREATED FROM SCRAP WOOD AND A WIRE COAT HANGER.



HOW TO USE A BANDAGE ROLLING "MACHINE"

- Place end of bandage strip into the double wire. Roll tightly and evenly.
- Pull the wire from the center of the bandage.
- Note: A couple of backwards turns on the "crank" makes it easy to pull the wire out and avoid an uneven center in the bandage roll.

LINENS ARE ALWAYS NEEDED

Twin-size sheets, blankets and quilts, smaller bath towels and washcloths are always needed by overseas mission hospitals and clinics. New or clean, gently-used items are welcome.

PLEASE MAIL OR DELIVER TO:

GLOBAL HEALTH MINISTRIES
7831 HICKORY STREET NE
MINNEAPOLIS, MN 55432

Phone: (763) 586-9590 • Fax: (763) 586-9591

E-mail: office@ghm.org • Website: www.ghm.org

A SAMPLE BANDAGE ROLLING "MACHINE" CAN BE CREATED FROM SCRAP WOOD AND A WIRE COAT HANGER.

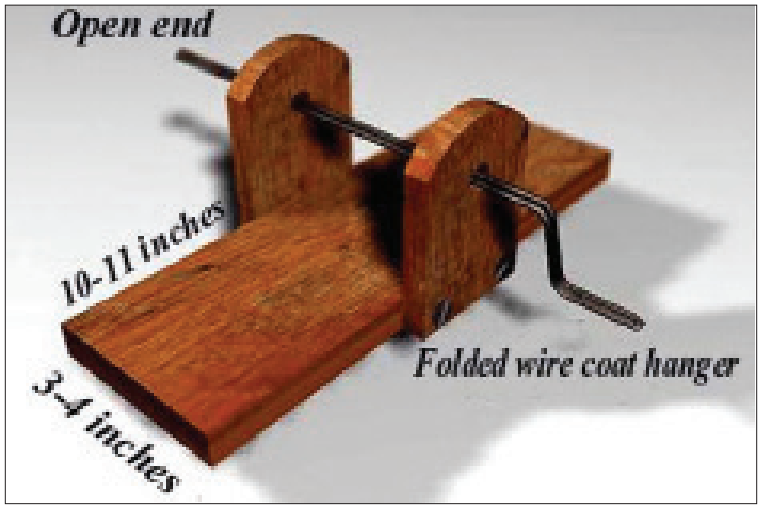

HOW TO USE A BANDAGE ROLLING "MACHINE"

- Place end of bandage strip into the double wire. Roll tightly and evenly.
- Pull the wire from the center of the bandage.
- Note: A couple of backwards turns on the "crank" makes it easy to pull the wire out and avoid an uneven center in the bandage roll.

LINENS ARE ALWAYS NEEDED

Twin-size sheets, blankets and quilts, smaller bath towels and washcloths are always needed by overseas mission hospitals and clinics. New or clean, gently-used items are welcome.

PLEASE MAIL OR DELIVER TO:

GLOBAL HEALTH MINISTRIES
7831 HICKORY STREET NE
MINNEAPOLIS, MN 55432

Phone: (763) 586-9590 • Fax: (763) 586-9591

E-mail: office@ghm.org • Website: www.ghm.org